

SAT School Day Apr 10, 2018, 11th - Scores & Benchmarks

School
Mean Score
1144

District
Mean Score
1039

State
Mean Score
989

Total Group
Mean Score
997

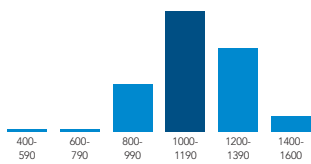
Number of Participants	51
Met Both Benchmarks	69%
Met ERW	(480) 86%
Met Math	(530) 69%
Met None	14%

Number of Participants	2550
Met Both Benchmarks	41%
Met ERW	(480) 69%
Met Math	(530) 43%
Met None	29%

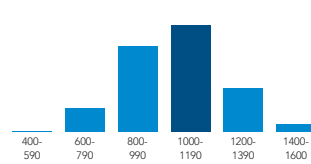
Number of Participants	19051
Met Both Benchmarks	31%
Met ERW	(480) 57%
Met Math	(530) 33%
Met None	40%

Number of Participants	432341
Met Both Benchmarks	34%
Met ERW	(480) 57%
Met Math	(530) 36%
Met None	41%

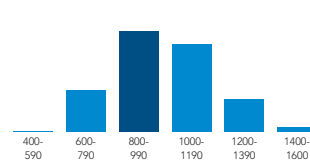
Distribution of Scores



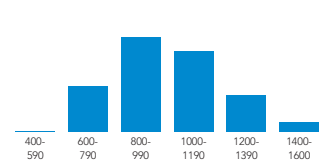
Distribution of Scores



Distribution of Scores



Distribution of Scores



Mean Total Score (400-1600)

Total Score	1144
-------------	-------------

Mean Total Score (400-1600)

Total Score	1039
-------------	-------------

Mean Total Score (400-1600)

Total Score	989
-------------	------------

Mean Total Score (400-1600)

Total Score	997
-------------	------------

Mean Section Scores (200-800)

Evidence-Based Reading and Writing	575
Math	569

Mean Section Scores (200-800)

Evidence-Based Reading and Writing	527
Math	513

Mean Section Scores (200-800)

Evidence-Based Reading and Writing	503
Math	486

Mean Section Scores (200-800)

Evidence-Based Reading and Writing	503
Math	493

Mean Test Scores (10-40)

Reading	30
Writing and Language	28
Math	28

Mean Test Scores (10-40)

Reading	27
Writing and Language	26
Math	26

Mean Test Scores (10-40)

Reading	25
Writing and Language	25
Math	24

Mean Test Scores (10-40)

Reading	25
Writing and Language	25
Math	25

Mean Cross-Test Scores (10-40)

Analysis in Science	30
Analysis in History/Social Studies	29

Mean Cross-Test Scores (10-40)

Analysis in Science	27
Analysis in History/Social Studies	26

Mean Cross-Test Scores (10-40)

Analysis in Science	26
Analysis in History/Social Studies	25

Mean Cross-Test Scores (10-40)

Analysis in Science	26
Analysis in History/Social Studies	25

Mean Subscores (1-15)

Command of Evidence	10
Words in Context	11
Expression of Ideas	10
Standard of English Contentions	9
Heart of Algebra	10
Problem Solving and Data Analysis	10
Passport to Advanced Math	9

Mean Subscores (1-15)

Command of Evidence	9
Words in Context	9
Expression of Ideas	9
Standard of English Contentions	8
Heart of Algebra	8
Problem Solving and Data Analysis	9
Passport to Advanced Math	8

Mean Subscores (1-15)

Command of Evidence	8
Words in Context	9
Expression of Ideas	8
Standard of English Contentions	7
Heart of Algebra	8
Problem Solving and Data Analysis	8
Passport to Advanced Math	8

Mean Subscores (1-15)

Command of Evidence	8
Words in Context	8
Expression of Ideas	8
Standard of English Contentions	7
Heart of Algebra	8
Problem Solving and Data Analysis	8
Passport to Advanced Math	8