



SCHOOL DISTRICT BUDGET 2023 – 2024

Meridian Medical Arts Charter High School

Name of School District/Charter School
0785

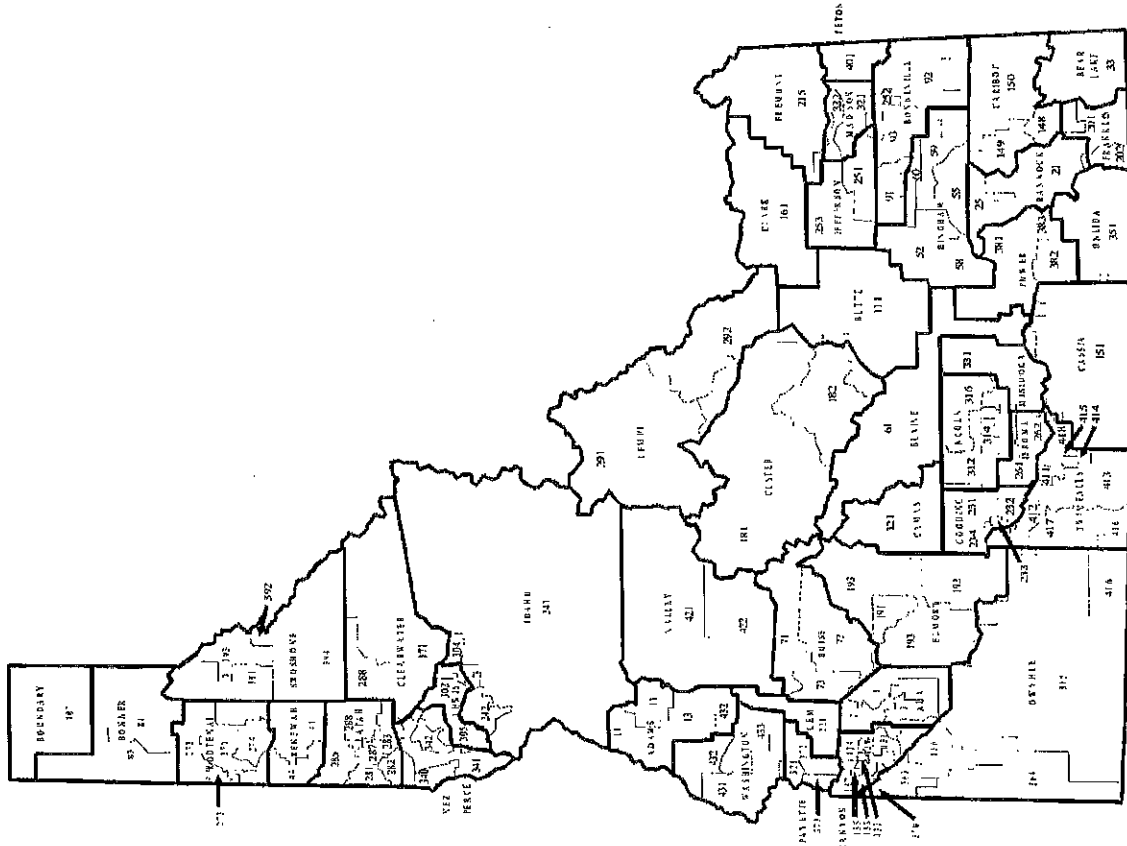
Organization Number
ADA

County

Debbie Critchfield

DEPARTMENT OF EDUCATION

P.O. BOX 83720
BOISE, 83720-0027




2023 - 2024 SCHOOL BUDGET

This document represents the Board of Trustees' estimate of revenues, proposed expenditures and the fund balances of available school funds for the 2023 - 2024 fiscal year. The planning, preparation and presentation of the budget has been directed by the Board of Trustees and the use of these resources will enable the school district to accomplish its goals and objectives for the school year.

In compliance with Section 33-801, Idaho Code, and the policy of the State Superintendent of Public Instruction, this document has been presented at a public hearing in the school district on June 13, 2023 @ 3:00 pm and the Board of Trustees formally adopted this budget on June 13, 2023.

SIGNED:


 CHAIRPERSON OF THE BOARD

0785/Meridian Medical Arts Charter HS
 SCHOOL DISTRICT/CHARTER NAME

6-13-23
 DATE

Copy on file in the Office of the Superintendent of Public Instruction

BUDGET INCLUDED*

CONTENTS

CODE

GENERAL FUND

100 General M & O

SPECIAL REVENUE FUNDS

220 Forest Reserve Fund

230-239 Special Project (Local)

240-249 Special Project (State)

250-289 Special Project (Federal)

290 Child Nutrition Fund

DEBT SERVICE FUNDS

310 Bond Redemption & Interest Fund

CAPITAL PROJECT FUNDS

410 Capital Construction Project Fund

420 Plant Facilities Fund

430 Plant Facilities - School Bldg Main - Student Occur


ENTERPRISE FUNDS

510 Enterprise Fund

INTERNAL SERVICE FUNDS

610 Internal Service Fund

710/720 Trust Funds


 SUPERINTENDENT/CHARTER SCHOOL ADMINISTRATOR

Scott Hill

CONTACT PERSON (PLEASE PRINT)

hill.scott@westada.org

EMAIL ADDRESS

208-855-4076

PHONE NUMBER

* Indicate with an asterisk which reports are included in this document.

**2023 - 2024 BUDGET WORKSHEETS
ESTIMATING M & O STATE SUPPORT REVENUE**

District/Charter Name: Meridian Medical Arts Charter High School District/Charter Number: 785

- 1. Best 28 Weeks Support Units 15.00
- 2. State Distribution Factor - Per Unit - 2023-2024 \$ 41,391 *
- 3. Discretionary (line 1 x line 2) \$ 620,865

4. Salary Apportionment: Midterm Support Units 15.00
(From SBA Template)

Administrative Index	Average Instructional Salary	Average Pupil Services Salary	Total SBA plus Allowances from SBA Template	Rev Code
<u>1.72885</u>	<u>\$62,106.00</u>	<u>\$67,024.00</u>	<u>\$1,376,000</u>	

- 5. Estimated Base Support (line 3 + line 4) \$1,996,865 431100
- 6. Benefit Apportionment \$270,000 431800
- 7. Border Contracts 431500
- 8. Exceptional Child Support (not common) 431400
- 9. Tuition Equivalency 431600
- 10. Transportation Allowance 431200
- 11. Prior Year Adjustments (not common)
- 12. **Total Estimated State Support** \$2,266,865
(lines 5+6+7+8+9+10+11)

Revenue in Lieu of Taxes:
(n/a for Charter Schools)

- 13. Agricultural Equipment Tax Replacement Money
- 14. Personal Property Tax Replacement Money
- 15. Other Tax Replacement Money
- 16. **Total Revenue in Lieu of Taxes** \$0 438000

RETURN THIS PAGE TO PUBLIC SCHOOL FINANCE, STATE DEPARTMENT OF EDUCATION

* Of this amount, \$21,854 per support unit is to be used to offset the cost of health, vision, and dental benefits or insurance offered to school employees and \$19,537 per support unit is to be used as discretionary (HB797, 2022 Legislative Session).

**BUDGET
REVENUES**
July 1, 2023 - June 30, 2024

S.D.E.

NOTE: Round each entry to the nearest dollar amount.

Line	Code	REVENUES Item	Prior Year Budget	Budget		Line	Code	REVENUES Item	Prior Year Budget	Budget	
				Proposed Line Amounts	Totals					Proposed Line Amounts	Totals
1	320000	Estimated Fund Balance, July 1	\$595,464.00			40	429000	Other County			
				\$551,795.00		41	420000	TOTAL COUNTY	0.00	*****	0.00
2						42					
3	411100	Taxes - General M & O				43	431100	Base Support Program	1,725,227	1,996,865.00	
4	411200	Taxes - Supplemental				44	431200	Transportation Support			
5	411300	Taxes - Emergency				45	431400	Exceptional Child/SED Support			
6	411400	Taxes - Tort				46	431500	Border Tuition Support			
7	411500	Taxes - Cooperative				47	431600	Tuition Equivalency			
8	411600	Taxes - Tuition				48	431800	Benefit Apportionment	231,213.00	270,000.00	
9	411700	Taxes - Migrant				49	431900	Other State Support	135,507.63	97,862.00	
10	411900	Taxes - Other				50	432100	Driver Education Program			
11	412100	Taxes - Plant Facility				51	432400	Professional Technical Program			
12	412500	Taxes - Bond & Interest				52	437000	Lottery/Additional State Maintenance	19,231.00	15,834.00	
13		TOTAL TAXES	0.00	0.00		53	438000	Revenue in Lieu of Tax Replacement			
14	413000	Penalty: Delinquent Taxes				54	439000	Other State Revenue			
15						55	430000	TOTAL STATE	2,111,178.63	*****	2,380,561.00
16	414100	Tuition From Individuals				56					
17	414200	Tuition From Districts in Idaho				57					
18	414300	Tuition From Out of State Districts				58	442000	Indirect Unrestricted Federal			
19	415000	Earnings on Investments	36,000.00			59	443000	Direct Restricted Federal			
20						60	445100	Title I - ESEA			
21						61	445200	Title VI, ESEA - Innovative Practices Program			
22	416100	School Food Service				62	445300	Perkins III - Vocational Technical Act			
23	416200	Meal Sales: Non-reimbur.				63	445400	Adult Education			
24	416900	Other Food Sales				64	445500	Child Nutrition Reimbursement			
25						65	445600	IDEA Part B (School Age & Preschool)			
26	417100	Admissions/Activities				66	445900	Other Indirect Federal Programs			
27	417200	Bookstore Sales				67	448200	Impact Aid - P.L. 874	0.00	*****	0.00
28	417300	Clubs, Org. Dues, Etc.				68	440000	TOTAL FEDERAL			
29	417400	School Fees & Charges				69		Proceeds: Bonds, Capital Leases, et. al.			
30	417900	Other Student Revenues				70	451000				
31						71	453000	Sale of Fixed Assets			
32	418100	Community Service				72	450000	TOTAL OTHER	0.00	*****	0.00
33						73					
34	419100	Rentals				74		TOTAL REVENUES	2,148,688.63	*****	2,390,561.00
35	419200	Contributions/Donations				75					
36	419300	Transportation Fees				76	460000	TRANSFERS IN			0.00
37	419900	Other Local	1,510.00			77					
		TOTAL OTHER LOCAL	37,510.00	10,000.00							
38								TOTAL BALANCE + REVENUES + TRANSFERS (Lines 1 + 74 + 76)	\$2,744,152.63	*****	\$2,942,356.00
39	410000	TOTAL LOCAL (Line 13 + 38)	37,510.00	10,000.00							

BUDGET REVENUES
July 1, 2023 - June 30, 2024

S.D.I.E.

NOTE: Round each entry to the nearest dollar amount.

Line	Code	REVENUES Item	Prior Year Budget	Proposed Budget		Line	Code	REVENUES Item	Prior Year Budget	Proposed Budget	
				Line Amounts	Totals					Line Amounts	Totals
1	320000	Estimated Fund Balance, July 1	\$16,769.73	*****	\$0.00	40	429000	Other County	0.00	*****	0.00
2						41	420000	TOTAL COUNTY			
3	411100	Taxes - General M & O				42					
4	411200	Taxes - Supplemental				43	431100	Base Support Program			
5	411300	Taxes - Emergency				44	431200	Transportation Support			
6	411400	Taxes - Tort				45	431400	Exceptional Child/SED Support			
7	411500	Taxes - Cooperative				46	431500	Border Tuition Support			
8	411600	Taxes - Tuition				47	431600	Tuition Equivalency			
9	411700	Taxes - Migrant				48	431800	Benefit Apportionment			
10	411900	Taxes - Other				49	431900	Other State Support			
11	412100	Taxes - Plant Facility				50	432100	Driver Education Program			
12	412500	Taxes - Bond & Interest				51	432400	Professional Technical Program			
13		TOTAL TAXES	0.00	*****	0.00	52	437000	Lottery/Additional State Maintenance			
14	413000	Penalty: Delinquent Taxes				53	438000	Revenue in Lieu of Tax Replacement			
15						54	439000	Other State Revenue	0.00	*****	0.00
16	414100	Tuition From Individuals				55	430000	TOTAL STATE			
17	414200	Tuition From Districts in Idaho				56					
18	414300	Tuition From Out of State Districts				57					
19	415000	Earnings on Investments				58	442000	Indirect Unrestricted Federal			
20						59	443000	Direct Restricted Federal			
21						60	445100	Title I - ESEA			
22	416100	School Food Service				61	445200	Title VI, ESEA - Innovative Practices Program			
23	416200	Meal Sales: Non-reimbur.				62	445300	Perkins III - Vocational, Technical Act			
24	416900	Other Food Sales				63	445400	Adult Education			
25						64	445500	Child Nutrition Reimbursement			
26	417100	Admissions/Activities				65	445600	IDEA Part B (School Age & Preschool)			
27	417200	Bookstore Sales				66	445900	Other Indirect Federal Programs			
28	417300	Clubs, Org. Dues, Etc.				67	448200	Impact Aid - P.L. 874			
29	417400	School Fees & Charges				68	440000	TOTAL FEDERAL	0.00	*****	0.00
30	417900	Other Student Revenues	120,000.00			69					
31						70	451000	Proceeds: Bonds, Capital Leases, et. al.			
32	418100	Community Service				71	453000	Sale of Fixed Assets			
33						72	450000	TOTAL OTHER	0.00	*****	0.00
34	419100	Rentals				73					
35	419200	Contributions/Donations				74		TOTAL REVENUES	120,000.00	*****	123,000.00
36	419300	Transportation Fees				75					
37	419900	Other Local				76	460000	TRANSFERS IN			0.00
38		TOTAL OTHER LOCAL	120,000.00	*****	123,000.00	77					
39	410000	TOTAL LOCAL (Line 13 + 38)	120,000.00	*****	123,000.00		400000	TOTAL BALANCE + REVENUES + TRANSFERS (Lines 1 + 74 + 76)	\$136,769.73	*****	\$123,000.00

BUDGET REVENUES

July 1, 2023 - June 30, 2024

NOTE: Round each entry to the nearest dollar amount.

Line	Code	REVENUES Item	Prior Year Budget	Proposed Budget		Line	Code	REVENUES Item	Prior Year Budget	Proposed Budget	
				Line Amounts	Totals					Line Amounts	Totals
1	320000	Estimated Fund Balance, July 1	\$185,310.00	*****	\$215,596.00	40	429000	Other County	0.00	*****	0.00
2						41	420000	TOTAL COUNTY	0.00	*****	0.00
3	411100	Taxes - General M & O				42					
4	411200	Taxes - Supplemental				43	431100	Base Support Program			
5	411300	Taxes - Emergency				44	431200	Transportation Support			
6	411400	Taxes - Tort				45	431400	Exceptional Child/SED Support			
7	411500	Taxes - Cooperative				46	431500	Border Tuition Support			
8	411600	Taxes - Tuition				47	431600	Tuition Equivalency			
9	411700	Taxes - Migrant				48	431800	Benefit Apportionment			
10	411900	Taxes - Other				49	431900	Other State Support			
11	412100	Taxes - Plant Facility				50	432100	Driver Education Program			
12	412500	Taxes - Bond & Interest				51	432400	Professional Technical Program	178,502.00	165,998.00	
13		TOTAL TAXES	0.00	*****	0.00	52	437000	Lottery/Additional State Maintenance			
14	413000	Penalty: Delinquent Taxes				53	438000	Revenue in Lieu of Tax Replacement	28,892.50		
15						54	439000	Other State Revenue	207,394.50	*****	165,998.00
16	414100	Tuition From Individuals				55	430000	TOTAL STATE			
17	414200	Tuition From Districts in Idaho				56					
18	414300	Tuition From Out of State Districts				57					
19						58	442000	Indirect Unrestricted Federal			
20	415000	Earnings on Investments				59	443000	Direct Restricted Federal			
21						60	445100	Title I - ESEA			
22	416100	School Food Service				61	445200	Title VI, ESEA - Innovative Practices Program			
23	416200	Meal Sales: Non-reimbur.				62	445300	Perkins III - Vocational Technical Act			
24	416900	Other Food Sales				63	445400	Adult Education			
25						64	445500	Child Nutrition Reimbursement			
26	417100	Admissions/Activities				65	445600	IDEA Part B (School Age & Preschool)			
27	417200	Bookstore Sales				66	445900	Other Indirect Federal Programs			
28	417300	Clubs, Org. Dues, Etc.				67	448200	Impact Aid - P.L. 874			
29	417400	School Fees & Charges				68	440000	TOTAL FEDERAL	0.00	*****	0.00
30	417900	Other Student Revenues				69					
31						70	451000	Proceeds: Bonds, Capital Leases, et. al.			
32	418100	Community Service				71	453000	Sale of Fixed Assets			
33						72	450000	TOTAL OTHER	0.00	*****	0.00
34	419100	Rentals				73					
35	419200	Contributions/Donations				74					
36	419300	Transportation Fees				75			207,394.50	*****	165,998.00
37	419900	Other Local				76	460000	TRANSFERS IN			0.00
38		TOTAL OTHER LOCAL	0.00	*****	0.00	77					
39	410000	TOTAL LOCAL (Line 13 + 38)	0.00	*****	0.00		400000	TOTAL BALANCE + REVENUES + TRANSFERS (Lines 1 + 74 + 76)	\$392,704.50	*****	\$381,594.00

BUDGET REVENUES

July 1, 2023 - June 30, 2024

NOTE: Round each entry to the nearest dollar amount.

Line	Code	REVENUES Item	Prior Year Budget	Proposed Budget		Line	Code	REVENUES Item	Prior Year Budget	Proposed Budget	
				Line Amounts	Totals					Line Amounts	Totals
1	320000	Estimated Fund Balance, July 1	\$125,063.00	*****		40	429000	Other County	0.00	*****	0.00
2						41	420000	TOTAL COUNTY			
3	411100	Taxes - General M & O				42					
4	411200	Taxes - Supplemental				43	431100	Base Support Program			
5	411300	Taxes - Emergency				44	431200	Transportation Support			
6	411400	Taxes - Tort				45	431400	Exceptional Child/SED Support			
7	411500	Taxes - Cooperative				46	431500	Border Tuition Support			
8	411600	Taxes - Tuition				47	431600	Tuition Equivalency			
9	411700	Taxes - Migrant				48	431800	Benefit Apportionment			
10	411900	Taxes - Other				49	431900	Other State Support	46,040.00		
11	412100	Taxes - Plant Facility				50	432100	Driver Education Program			
12	412500	Taxes - Bond & Interest				51	432400	Professional Technical Program			
13		TOTAL TAXES	0.00	*****		52	437000	Lottery/Additional State Maintenance			
14	413000	Penalty: Delinquent Taxes				53	438000	Revenue in Lieu of Tax Replacement			
15						54	439000	Other State Revenue			
16	414100	Tuition From Individuals				55	430000	TOTAL STATE	46,040.00	*****	53,112.00
17	414200	Tuition From Districts in Idaho				56					
18	414300	Tuition From Out of State Districts				57					
19						58	442000	Indirect Unrestricted Federal			
20	415000	Earnings on Investments				59	443000	Direct Restricted Federal			
21						60	445100	Title I - ESEA			
22	416100	School Food Service				61	445200	Title VI, ESEA - Innovative Practices Program			
23	416200	Meal Sales: Non-reimbur.				62	445300	Perkins III - Vocational Technical Act			
24	416900	Other Food Sales				63	445400	Adult Education			
25						64	445500	Child Nutrition Reimbursement			
26	417100	Admissions/Activities				65	445600	IDEA Part B (School Age & Preschool)			
27	417200	Bookstore Sales				66	445900	Other Indirect Federal Programs			
28	417300	Clubs, Org. Dues, Etc.				67	448200	Impact Aid - P.L. 874			
29	417400	School Fees & Charges				68	440000	TOTAL FEDERAL	0.00	*****	0.00
30	417900	Other Student Revenues				69					
31						70	451000	Proceeds: Bonds, Capital Leases, et. al.			
32	418100	Community Service				71	453000	Sale of Fixed Assets			
33						72	450000	TOTAL OTHER	0.00	*****	0.00
34	419100	Rentals				73					
35	419200	Contributions/Donations				74					
36	419300	Transportation Fees				75					
37	419900	Other Local				76	460000	TRANSFERS IN			
38		TOTAL OTHER LOCAL	0.00	*****		77					
39	410000	TOTAL LOCAL (Line 13 + 38)	0.00	*****			400000	TOTAL BALANCE + REVENUES + TRANSFERS (Lines 1 + 74 + 76)	\$171,103.00	*****	\$197,949.00

NOTE: Round each entry to the nearest dollar amount.

Line	Code	REVENUES Item	Prior Year Budget	Proposed Budget		Line	Code	REVENUES Item	Prior Year Budget	Proposed Budget	
				Line Amounts	Totals					Line Amounts	Totals
1	320000	Estimated Fund Balance, July 1	\$0.00	*****	\$0.00	40	429000	Other County	0.00	*****	0.00
2						41	420000	TOTAL COUNTY	0.00	*****	0.00
3	411100	Taxes - General M & O				42					
4	411200	Taxes - Supplemental				43	431100	Base Support Program			
5	411300	Taxes - Emergency				44	431200	Transportation Support			
6	411400	Taxes - Tort				45	431400	Exceptional Child/SED Support			
7	411500	Taxes - Cooperative				46	431500	Border Tuition Support			
8	411600	Taxes - Tuition				47	431600	Tuition Equivalency			
9	411700	Taxes - Migrant				48	431800	Benefit Apportionment			
10	411900	Taxes - Other				49	431900	Other State Support	4,068.00		4,068.00
11	412100	Taxes - Plant Facility				50	432100	Driver Education Program			
12	412500	Taxes - Bond & Interest				51	432400	Professional Technical Program			
13		TOTAL TAXES	0.00	*****	0.00	52	437000	Lottery/Additional State Maintenance			
14	413000	Penalty: Delinquent Taxes				53	438000	Revenue in Lieu of Tax Replacement			
15						54	439000	Other State Revenue			
16	414100	Tuition From Individuals				55	430000	TOTAL STATE	4,068.00	*****	4,068.00
17	414200	Tuition From Districts in Idaho				56					
18	414300	Tuition From Out of State Districts				57					
19						58	442000	Indirect Unrestricted Federal			
20	415000	Earnings on Investments				59	443000	Direct Restricted Federal			
21						60	445100	Title I - ESEA			
22	416100	School Food Service				61	445200	Title VI, ESEA - Innovative Practices Program			
23	416200	Meal Sales: Non-reimbur.				62	445300	Perkins III - Vocational Technical Act			
24	416900	Other Food Sales				63	445400	Adult Education			
25						64	445500	Child Nutrition Reimbursement			
26	417100	Admissions/Activities				65	445600	IDEA Part B (School Age & Preschool)			
27	417200	Bookstore Sales				66	445900	Other Indirect Federal Programs			
28	417300	Clubs, Org. Dues, Etc.				67	448200	Impact Aid - P.L. 874			
29	417400	School Fees & Charges				68	440000	TOTAL FEDERAL	0.00	*****	0.00
30	417900	Other Student Revenues				69					
31						70	451000	Proceeds: Bonds, Capital Leases, et. al.			
32	418100	Community Service				71	453000	Sale of Fixed Assets			
33						72	450000	TOTAL OTHER	0.00	*****	0.00
34	419100	Rentals				73					
35	419200	Contributions/Donations				74					
36	419300	Transportation Fees				75					
37	419900	Other Local				76	460000	TRANSFERS IN			
38		TOTAL OTHER LOCAL	0.00	*****	0.00	77					
39	410000	TOTAL LOCAL (Line 13 + 38)	0.00	*****	0.00		400000	TOTAL BALANCE + REVENUES + TRANSFERS (Lines 1 + 74 + 76)	\$4,068.00	*****	\$4,068.00

BUDGET REVENUES
 July 1, 2023 - June 30, 2024

SPECIAL STATE
 240 THROUGH 249

FUND NAME:
 FUND NO:

NOTE: Round each entry to the nearest dollar amount.

Line	Code	REVENUES Item	Prior Year Budget	Proposed Budget		Line	Code	REVENUES Item	Prior Year Budget	Proposed Budget	
				Line Amounts	Totals					Line Amounts	Totals
1	320000	Estimated Fund Balance, July 1		*****		41	429000	Other County	0.00	*****	0.00
2						40	420000	TOTAL COUNTY	0.00	*****	0.00
3	411100	Taxes - General M & O				42					
4	411200	Taxes - Supplemental				43	431100	Base Support Program			
5	411300	Taxes - Emergency				44	431200	Transportation Support			
6	411400	Taxes - Tort				45	431400	Exceptional Child/SED Support			
7	411500	Taxes - Cooperative				46	431500	Border Tuition Support			
8	411600	Taxes - Tuition				47	431600	Tuition Equivalency			
9	411700	Taxes - Migrant				48	431800	Benefit Apportionment			
10	411900	Taxes - Other				49	431900	Other State Support			
11	412100	Taxes - Plant Facility				50	432100	Driver Education Program			
12	412500	Taxes - Bond & Interest				51	432400	Professional Technical Program			
13		TOTAL TAXES	0.00	*****	0.00	52	437000	Lottery/Additional State Maintenance			
14	413000	Penalty; Delinquent Taxes				53	438000	Revenue in Lieu of Tax Replacement			
15						54	439000	Other State Revenue	0.00	*****	0.00
16	414100	Tuition From Individuals				55	430000	TOTAL STATE			
17	414200	Tuition From Districts in Idaho				56					
18	414300	Tuition From Out of State Districts				57					
19						58	442000	Indirect Unrestricted Federal			
20	415000	Earnings on Investments				59	443000	Direct Restricted Federal			
21						60	445100	Title I - ESEA			
22	416100	School Food Service				61	445200	Title VI, ESEA - Innovative Practices Program			
23	416200	Meal Sales: Non-reimbur.				62	445300	Perkins III - Vocational Technical Act			
24	416900	Other Food Sales				63	445400	Adult Education			
25						64	445500	Child Nutrition Reimbursement			
26	417100	Admissions/Activities				65	445600	IDEA Part B (School Age & Preschool)			
27	417200	Bookstore Sales				66	445900	Other Indirect Federal Programs			
28	417300	Clubs, Org. Dues, Etc.				67	448200	Impact Aid - P.L. 874			
29	417400	School Fees & Charges				68	440000	TOTAL FEDERAL	0.00	*****	0.00
30	417900	Other Student Revenues				69					
31						70	451000	Proceeds: Bonds, Capital Leases, et. al.			
32	418100	Community Service				71	453000	Sale of Fixed Assets			
33						72	450000	TOTAL OTHER	0.00	*****	0.00
34	419100	Rentals				73					
35	419200	Contributions/Donations				74		TOTAL REVENUES	0.00	*****	0.00
36	419300	Transportation Fees				75					
37	419900	Other Local				76	460000	TRANSFERS IN			
38		TOTAL OTHER LOCAL	0.00	*****	0.00	77					
39	410000	TOTAL LOCAL (Line 13 + 38)	0.00	*****	0.00		400000	TOTAL BALANCE + REVENUES + TRANSFERS (Lines 1 + 74 + 76)	\$0.00	*****	\$0.00

BUDGET REVENUES
 July 1, 2023 - June 30, 2024

S.D.E.

NOTE: Round each entry to the nearest dollar amount.

Line	Code	REVENUES Item	Prior Year Budget	Proposed Budget		Line	Code	REVENUES Item	Prior Year Budget	Proposed Budget	
				Line Amounts	Totals					Line Amounts	Totals
1	320000	Estimated Fund Balance, July 1	\$0.00	*****		41	429000	Other County	0.00	*****	0.00
2						40	420000	TOTAL COUNTY			
3	411100	Taxes - General M & O				42					
4	411200	Taxes - Supplemental				43	431100	Base Support Program			
5	411300	Taxes - Emergency				44	431200	Transportation Support			
6	411400	Taxes - Tort				45	431400	Exceptional Child/SED Support			
7	411500	Taxes - Cooperative				46	431500	Border Tuition Support			
8	411600	Taxes - Tuition				47	431600	Tuition Equivalency			
9	411700	Taxes - Migrant				48	431800	Benefit Apportionment			
10	411900	Taxes - Other				49	431900	Other State Support			
11	412100	Taxes - Plant Facility				50	432100	Driver Education Program			
12	412500	Taxes - Bond & Interest				51	432400	Professional Technical Program			
13		TOTAL TAXES	0.00	*****		52	437000	Lottery/Additional State Maintenance			
14	413000	Penalty: Delinquent Taxes				53	438000	Revenue in Lieu of Tax Replacement			
15						54	439000	Other State Revenue			
16	414100	Tuition From Individuals				55	430000	TOTAL STATE	0.00	*****	0.00
17	414200	Tuition From Districts in Idaho				56					
18	414300	Tuition From Out of State Districts				57					
19						58	442000	Indirect Unrestricted Federal			
20	415000	Earnings on Investments				59	443000	Direct Restricted Federal			
21						60	445100	Title I - ESEA			
22	416100	School Food Service				61	445200	Title VI, ESEA - Innovative Practices Program			
23	416200	Meal Sales: Non-reimbur.				62	445300	Perkins III - Vocational Technical Act			
24	416900	Other Food Sales				63	445400	Adult Education			
25						64	445500	Child Nutrition Reimbursement			
26	417100	Admissions/Activities				65	445600	IDEA Part B (School Age & Preschool)	3,332.39		
27	417200	Bookstore Sales				66	445900	Other Indirect Federal Programs			
28	417300	Clubs, Org. Dues, Etc.				67	448200	Impact Aid - P.L. 874			
29	417400	School Fees & Charges				68	440000	TOTAL FEDERAL	3,332.39	*****	0.00
30	417900	Other Student Revenues				69					
31						70	451000	Proceeds: Bonds, Capital Leases, et. al.			
32	418100	Community Service				71	453000	Sale of Fixed Assets			
33						72	450000	TOTAL OTHER	0.00	*****	0.00
34	419100	Rentals				73					
35	419200	Contributions/Donations				74		TOTAL REVENUES	3,332.39	*****	0.00
36	419300	Transportation Fees				75					
37	419900	Other Local				76	460000	TRANSFERS IN			
38		TOTAL OTHER LOCAL	0.00	*****		77					
39	410000	TOTAL LOCAL (Line 13 + 38)	0.00	*****			400000	TOTAL BALANCE + REVENUES + TRANSFERS (Lines 1 + 74 + 76)	\$3,332.39	*****	\$0.00

**BUDGET
REVENUES**
July 1, 2023 - June 30, 2024

NOTE: Round each entry to the nearest dollar amount.

Line	Code	REVENUES Item	Prior Year Budget	Budget		Line	Code	REVENUES Item	Prior Year Budget	Proposed	
				Line Amounts	Totals					Line Amounts	Totals
1	320000	Estimated Fund Balance, July 1				40	429000	Other County			
2						41	420000	TOTAL COUNTY	0.00	*****	0.00
3	411100	Taxes - General M & O				42					
4	411200	Taxes - Supplemental				43	431100	Base Support Program			
5	411300	Taxes - Emergency				44	431200	Transportation Support			
6	411400	Taxes - Tort				45	431400	Exceptional Child/SED Support			
7	411500	Taxes - Cooperative				46	431500	Border Tuition Support			
8	411600	Taxes - Tuition				47	431600	Tuition Equivalency			
9	411700	Taxes - Migrant				48	431800	Benefit Apportionment			
10	411900	Taxes - Other				49	431900	Other State Support			
11	412100	Taxes - Plant Facility				50	432100	Driver Education Program			
12	412500	Taxes - Bond & Interest				51	432400	Professional Technical Program			
13		TOTAL TAXES	0.00	*****		52	437000	Lottery/Additional State Maintenance			
14	413000	Penalty; Delinquent Taxes				53	438000	Revenue in Lieu of Tax Replacement			
15						54	439000	Other State Revenue	0.00	*****	0.00
16	414100	Tuition From Individuals				55	430000	TOTAL STATE			
17	414200	Tuition From Districts in Idaho				56					
18	414300	Tuition From Out of State Districts				57					
19						58	442000	Indirect Unrestricted Federal			
20	415000	Earnings on Investments				59	443000	Direct Restricted Federal			
21						60	445100	Title I - ESEA			
22	416100	School Food Service				61	445200	Title VI, ESEA - Innovative Practices Program			
23	416200	Meal Sales: Non-reimbur.				62	445300	Perkins III - Vocational Technical Act			
24	416900	Other Food Sales				63	445400	Adult Education			
25						64	445500	Child Nutrition Reimbursement			
26	417100	Admissions/Activities				65	445600	IDEA Part B (School Age & Preschool)	23,854.87		
27	417200	Bookstore Sales				66	445900	Other Indirect Federal Programs			
28	417300	Clubs, Org. Dues, Etc.				67	448200	Impact Aid - P.L. 874			
29	417400	School Fees & Charges				68	440000	TOTAL FEDERAL	23,854.87	*****	0.00
30	417900	Other Student Revenues				69					
31						70	451000	Proceeds: Bonds, Capital Leases, et. al.			
32	418100	Community Service				71	453000	Sale of Fixed Assets			
33						72	450000	TOTAL OTHER	0.00	*****	0.00
34	419100	Rentals				73					
35	419200	Contributions/Donations				74		TOTAL REVENUES	23,854.87	*****	0.00
36	419300	Transportation Fees				75					
37	419900	Other Local				76	460000	TRANSFERS IN			
38		TOTAL OTHER LOCAL	0.00	*****		77					
39	410000	TOTAL LOCAL (Line 13 + 38)	0.00	*****			400000	TOTAL BALANCE + REVENUES + TRANSFERS (Lines 1 + 74 + 76)	\$23,854.87	*****	\$0.00

BUDGET REVENUES

July 1, 2023 - June 30, 2024

SPECIAL FEDERAL
271 THROUGH 289

FUND NAME:
FUND NO.

NOTE: Round each entry to the nearest dollar amount.

Line	Code	REVENUES Item	Prior Year Budget	Proposed		Line	Code	REVENUES Item	Prior Year Budget	Proposed	
				Line Amounts	Budget Totals					Line Amounts	Budget Totals
1	320000	Estimated Fund Balance, July 1		*****		40	429000	Other County	0.00	*****	0.00
2						41	420000	TOTAL COUNTY	0.00	*****	0.00
3	411100	Taxes - General M & O				42					
4	411200	Taxes - Supplemental				43	431100	Base Support Program			
5	411300	Taxes - Emergency				44	431200	Transportation Support			
6	411400	Taxes - Tort				45	431400	Exceptional Child/SED Support			
7	411500	Taxes - Cooperative				46	431500	Border Tuition Support			
8	411600	Taxes - Tuition				47	431600	Tuition Equivalency			
9	411700	Taxes - Migrant				48	431800	Benefit Apportionment			
10	411900	Taxes - Other				49	431900	Other State Support			
11	412100	Taxes - Plant Facility				50	432100	Driver Education Program			
12	412500	Taxes - Bond & Interest				51	432400	Professional Technical Program			
13		TOTAL TAXES	0.00	*****	0.00	52	437000	Lottery/Additional State Maintenance			
14	413000	Penalty: Delinquent Taxes				53	438000	Revenue in Lieu of Tax Replacement			
15						54	439000	Other State Revenue	0.00	*****	0.00
16	414100	Tuition From Individuals				55	430000	TOTAL STATE	0.00	*****	0.00
17	414200	Tuition From Districts in Idaho				56					
18	414300	Tuition From Out of State Districts				57					
19						58	442000	Indirect Unrestricted Federal			
20	415000	Earnings on Investments				59	443000	Direct Restricted Federal			
21						60	445100	Title I - ESEA			
22	416100	School Food Service				61	445200	Title VI, ESEA - Innovative Practices Program			
23	416200	Meal Sales: Non-reimbur.				62	445300	Perkins III - Vocational Technical Act			
24	416900	Other Food Sales				63	445400	Adult Education			
25						64	445500	Child Nutrition Reimbursement			
26	417100	Admissions/Activities				65	445600	IDEA Part B (School Age & Preschool)	29,310.45		
27	417200	Bookstore Sales				66	445900	Other Indirect Federal Programs			
28	417300	Clubs, Org. Dues, Etc.				67	448200	Impact Aid - P.L. 874			
29	417400	School Fees & Charges				68	440000	TOTAL FEDERAL	29,310.45	*****	0.00
30	417900	Other Student Revenues				69					
31						70	451000	Proceeds: Bonds, Capital Leases, et. al.			
32	418100	Community Service				71	453000	Sale of Fixed Assets	0.00	*****	0.00
33						72	450000	TOTAL OTHER	0.00	*****	0.00
34	419100	Rentals				73					
35	419200	Contributions/Donations				74			29,310.45	*****	0.00
36	419300	Transportation Fees				75					
37	419900	Other Local				76	460000	TRANSFERS IN			0.00
38		TOTAL OTHER LOCAL	0.00	*****	0.00	77				*****	
39	410000	TOTAL LOCAL (Line 13 + 38)	0.00	*****	0.00		400000	TOTAL BALANCE + REVENUES + TRANSFERS (Lines 1 + 74 + 76)	\$29,310.45	*****	\$0.00

BUDGET EXPENDITURES

July 1, 2023 - June 30, 2024

NOTE: Round each entry to the nearest dollar amount.

Line	Code	Functions/Programs	EXPENDITURES		Proposed Budget	100		200	300	400	500	600	700	800
			Prior Year Budget	Budget		Salaries	Benefits							
1	512	Elementary School Program		\$0.00										
2	515	Secondary School Program	1,521,555.00	\$2,121,340.00	1,142,986.00	405,402.00	125,701.00	36,000.00	409,251.00				2,000.00	
3	517	Alternative School Program		\$0.00										
4	519	Vocational-Technical Program		\$0.00										
5	521	Special Education Program		\$0.00										
6	522	Special Education Preschool Program		\$0.00										
7	524	Gifted & Talented Program		\$0.00										
8	531	Interscholastic Program		\$0.00										
9	532	School Activity Program	7,708.00	\$9,095.00	5,100.00	995.00	1,000.00	2,000.00						
10	541	Summer School Program		\$0.00										
11	542	Adult School Program		\$0.00										
12	546	Detention Center Program		\$0.00										
13														
14	500	TOTAL INSTRUCTION	\$1,529,263.00	\$2,130,435.00	\$1,148,086.00	\$406,397.00	\$126,701.00	\$38,000.00	\$409,251.00	\$0.00	\$2,000.00	\$0.00	\$0.00	
15														
16	611	Attendance-Guidance-Health Program	146,508.00	\$155,104.00	113,178.00	40,926.00		500.00						
17	616	Special Education Support Services Prog		\$0.00										
18														
19	621	Instruction Improvement Program	25,518.00	\$23,874.00	13,200.00	2,574.00	5,700.00	2,400.00						
20	622	Educational Media Program		\$0.00										
21	623	Instruction-Related Technology Program		\$0.00										
22	624	Books and Periodicals		\$0.00										
23	631	Board of Education Program		\$0.00										
24	632	District Administration Program		\$0.00										
25														
26	641	School Administration Program	329,063.00	\$311,410.00	198,000.00	72,810.00	32,600.00					8,000.00		
27														
28	651	Business Operation Program	56,679.00	\$58,000.00			58,000.00							
29	655	Central Service Program		\$0.00										
30	656	Administrative Technology Services Prog		\$0.00										
31	661	Buildings-Care Program (Custodial)	87,917.00	\$88,700.00			87,700.00	1,000.00						
32	663	Maintenance - Non Student Occupied		\$0.00										
33	664	Maintenance - Student Occupied Bldgs		\$0.00										
34	665	Maintenance - Grounds		\$0.00										
35	667	Security Program		\$0.00										
36														
37	681	Pupil - To School Trans. Program	12,000.00	\$12,000.00			12,000.00							
38	682	Pupil - Activity Trans. Program		\$0.00										
39	683	General Transportation Program		\$0.00										
			Subtotal (carried over to page b)		324,378.00	116,310.00	196,000.00	3,900.00	500.00	0.00	8,000.00	0.00	0.00	

Line	Code	Functions/Programs	Prior Year Budget	Proposed Budget	100 Salaries	200 Benefits	300 Purchased Services	400 Supplies Materials	500 Capital Objects	600 Debt Retirement	700 Insurance-Judgment	800 Transfers
40	691	Other Support Services Program		\$0.00								
41												
42	600	TOTAL SUPPORT SERVICES	\$657,685.00	\$649,088.00	\$324,378.00	\$116,310.00	\$196,000.00	\$3,900.00	\$500.00	\$0.00	\$8,000.00	\$0.00
43												
44	710	Child Nutrition Program		0.00								
45	720	Community Services Program		0.00								
46	730	Enterprise Operations		0.00								
47	740	Student Activity Program		0.00								
48												
49	700	TOTAL NON-INSTRUCTION	\$0.00	\$0.00	\$0.00	\$0.00	\$0.00	\$0.00	\$0.00	\$0.00	\$0.00	\$0.00
50												
51	810	Capital Assets - Student Occupied	5,410.00	15,834.00					15,834.00			
52	811	Capital Assets - NonStudent Occupied		0.00								
53												
54	800	TOTAL CAPITAL ASSET PROGRAMS	\$5,410.00	\$15,834.00	\$0.00	\$0.00	\$0.00	\$0.00	\$15,834.00	\$0.00	\$0.00	\$0.00
55												
56	911	Debt Services Program - Principal		0.00								
57	912	Debt Services Program - Interest		0.00								
58	913	Debt Services Program - Refunded Debt		0.00								
59	920	Transfers Out		0.00								
60												
61	900	TOTAL OTHER SERVICES	\$0.00	\$0.00	\$0.00	\$0.00	\$0.00	\$0.00	\$0.00	\$0.00	\$0.00	\$0.00
62												
63		TOTAL EXPENDITURES										
64		(Lines 14+41+48+53+60)	\$2,192,358.00	\$2,795,357.00	\$1,472,464.00	\$522,707.00	\$322,701.00	\$41,900.00	\$425,585.00	\$0.00	\$10,000.00	\$0.00
65				\$147,000.00								
66	950	Contingency Reserve										
67		(5% of line 63) (Applies to General Fund only)										
68												
69		TOTAL APPROPRIATION	\$2,192,358.00	\$2,942,357.00								
70		(Line 63 + line 66)										
71												
72												
73		BUDGET SUMMARY										
74		Beginning Fund Balance	595,464.00	551,795.00								
75		Revenues + Transfers In	2,143,689.00	2,390,561.00								
76		TOTAL REVENUE (lines 74 + 75)	2,744,153.00	2,942,356.00								
77												
78		Total Appropriation	2,192,358.00	2,942,357.00								
79		Unappropriated Balance	551,795.00	0.00								
80		TOTAL APPROPRIATION (lines 78 + 79)	\$2,744,153.00	\$2,942,357.00								
81												

NOTE: Round each entry to the nearest dollar amount.

(Applies to General Fund only)

BUDGET SUMMARY:

The total on line 77 must equal the total on line 81.

BUDGET EXPENDITURES

July 1, 2023 - June 30, 2024

NOTE: Round each entry to the nearest dollar amount.

Line	Code	Functions/Programs	Prior Year Budget	Proposed Budget	100 Salaries	200 Benefits	300 Purchased Services	400 Supplies Materials	500 Capital Objects	600 Debt Retirement	700 Insurance-Judgment	800 Transfers
1	512	Elementary School Program		\$0.00								
2	515	Secondary School Program		\$0.00								
3	517	Alternative School Program		\$0.00								
4	519	Vocational-Technical Program		\$0.00								
5	521	Special Education Program		\$0.00								
6	522	Special Education Preschool Program		\$0.00								
7	524	Gifted & Talented Program		\$0.00								
8	531	Interscholastic Program		\$0.00								
9	532	School Activity Program		\$0.00								
10	541	Summer School Program		\$0.00								
11	542	Adult School Program		\$0.00								
12	546	Detention Center Program		\$0.00								
13												
14	500	TOTAL INSTRUCTION	\$0.00	\$0.00	\$0.00	\$0.00	\$0.00	\$0.00	\$0.00	\$0.00	\$0.00	\$0.00
15												
16	611	Attendance-Guidance-Health Program		\$0.00								
17	616	Special Education Support Services Prog		\$0.00								
18												
19	621	Instruction Improvement Program		\$0.00								
20	622	Educational Media Program		\$0.00								
21	623	Instruction-Related Technology Program		\$0.00								
22	624	Books and Periodicals		\$0.00								
23	631	Board of Education Program		\$0.00								
24	632	District Administration Program		\$0.00								
25												
26	641	School Administration Program		\$0.00								
27												
28	651	Business Operation Program		\$0.00								
29	655	Central Service Program		\$0.00								
30	656	Administrative Technology Services Prog		\$0.00								
31	661	Buildings-Care Program (Custodial)		\$0.00								
32	663	Maintenance - Non Student Occupied		\$0.00								
33	664	Maintenance - Student Occupied Bldgs		\$0.00								
34	665	Maintenance - Grounds		\$0.00								
35	667	Security Program		\$0.00								
36												
37	681	Pupil - To School Trans. Program		\$0.00								
38	682	Pupil - Activity Trans. Program		\$0.00								
39	683	General Transportation Program		\$0.00								

Subtotal (carried over to page b)												
			0.00	0.00	0.00	0.00	0.00	0.00	0.00	0.00	0.00	0.00

BUDGET EXPENDITURES
July 1, 2023 - June 30, 2024

NOTE: Round each entry to the nearest dollar amount.

Line	Code	Functions/Programs	Prior Year Budget	Proposed Budget	100 Salaries	200 Benefits	300 Purchased Services	400 Supplies Materials	500 Capital Objects	600 Debt Retirement	700 Insurance-Judgment	800 Transfers
40	691	Other Support Services Program		\$0.00								
41												
42	600	TOTAL SUPPORT SERVICES	\$0.00	\$0.00	\$0.00	\$0.00	\$0.00	\$0.00	\$0.00	\$0.00	\$0.00	\$0.00
43												
44	710	Child Nutrition Program		0.00								
45	720	Community Services Program		0.00								
46	730	Enterprise Operations		0.00								
47	740	Student Activity Program	136,282.55	123,000.00				123,000.00				
48												
49	700	TOTAL NON-INSTRUCTION	\$136,282.55	\$123,000.00	\$0.00	\$0.00	\$0.00	\$123,000.00	\$0.00	\$0.00	\$0.00	\$0.00
50												
51	810	Capital Assets - Student Occupied		0.00								
52	811	Capital Assets - NonStudent Occupied		0.00								
53												
54	800	TOTAL CAPITAL ASSET PROGRAMS	\$0.00	\$0.00	\$0.00	\$0.00	\$0.00	\$0.00	\$0.00	\$0.00	\$0.00	\$0.00
55												
56	911	Debt Services Program - Principal		0.00								
57	912	Debt Services Program - Interest		0.00								
58	913	Debt Services Program - Refunded Debt		0.00								
59	920	Transfers Out		0.00								
60												
61	900	TOTAL OTHER SERVICES	\$0.00	\$0.00	\$0.00	\$0.00	\$0.00	\$0.00	\$0.00	\$0.00	\$0.00	\$0.00
62												
63		TOTAL EXPENDITURES										
64		(Lines 14+41+48+53+60)										
65												
66												
67												
68		TOTAL APPROPRIATION	\$136,282.55	\$123,000.00	\$0.00	\$0.00	\$0.00	\$123,000.00	\$0.00	\$0.00	\$0.00	\$0.00
69		(Line 63 + line 66)										
70												
71												
72												
73		BUDGET SUMMARY										
74		Beginning Fund Balance	16,282.55	0.00								
75		Revenues + Transfers In	120,000.00	123,000.00								
76		TOTAL REVENUE (lines 74 + 75)	136,282.55	123,000.00								
77												
78		Total Appropriation	136,282.55	123,000.00								
79		Unappropriated Balance										
80												
81		TOTAL APPROPRIATION (lines 78 + 79)	\$136,282.55	\$123,000.00	\$0.00	\$0.00	\$0.00	\$123,000.00	\$0.00	\$0.00	\$0.00	\$0.00

BUDGET SUMMARY:
The total on line 77 must equal the total on line 81.

BUDGET EXPENDITURES

July 1, 2023 - June 30, 2024

NOTE: Round each entry to the nearest dollar amount.

Line	Code	Functions/Programs	Prior Year Budget	Proposed Budget	100 Salaries	200 Benefits	300 Purchased Services	400 Supplies Materials	500 Capital Objects	600 Debt Retirement	700 Insurance-Judgment	800 Transfers
1	512	Elementary School Program		\$0.00								
2	515	Secondary School Program		\$0.00								
3	517	Alternative School Program		\$0.00								
4	519	Vocational-Technical Program	177,608.00	\$381,094.00	64,733.00	12,623.00	53,000.00	20,123.00	230,615.00			
5	521	Special Education Program		\$0.00								
6	522	Special Education Preschool Program		\$0.00								
7	524	Gifted & Talented Program		\$0.00								
8	531	Interscholastic Program		\$0.00								
9	532	School Activity Program		\$0.00								
10	541	Summer School Program		\$0.00								
11	542	Adult School Program		\$0.00								
12	546	Detention Center Program		\$0.00								
13												
14	500	TOTAL INSTRUCTION	\$177,608.00	\$381,094.00	\$64,733.00	\$12,623.00	\$53,000.00	\$20,123.00	\$230,615.00	\$0.00	\$0.00	\$0.00
15												
16	611	Attendance-Guidance-Health Program		\$0.00								
17	616	Special Education Support Services Prog		\$0.00								
18												
19	621	Instruction Improvement Program		\$0.00								
20	622	Educational Media Program		\$0.00								
21	623	Instruction-Related Technology Program		\$0.00								
22	624	Books and Periodicals		\$0.00								
23	631	Board of Education Program		\$0.00								
24	632	District Administration Program		\$0.00								
25												
26	641	School Administration Program		\$0.00								
27												
28	651	Business Operation Program		\$0.00								
29	655	Central Service Program		\$0.00								
30	656	Administrative Technology Services Prog		\$0.00								
31	661	Buildings-Care Program (Custodial)		\$0.00								
32	663	Maintenance - Non Student Occupied		\$0.00								
33	664	Maintenance - Student Occupied Bldgs		\$0.00								
34	665	Maintenance - Grounds		\$0.00								
35	667	Security Program		\$0.00								
36												
37	681	Pupil - To School Trans. Program		\$0.00								
38	682	Pupil - Activity Trans. Program		\$0.00								
39	683	General Transportation Program		\$0.00								

Subtotal (carried over to page b) 0.00 0.00 0.00 0.00 0.00 0.00 0.00 0.00 0.00 0.00

**BUDGET
EXPENDITURES**
July 1, 2023 - June 30, 2024

S.D.E.

NOTE: Round each entry to the nearest dollar amount.

Line	Code	Functions/Programs	Prior Year Budget	Proposed Budget	100 Salaries	200 Benefits	300 Purchased Services	400 Supplies Materials	500 Capital Objects	600 Debt Retirement	700 Insurance-Judgment	800 Transfers
40	691	Other Support Services Program	\$0.00	\$0.00								
41												
42	600	TOTAL SUPPORT SERVICES	\$0.00	\$0.00	\$0.00	\$0.00	\$0.00	\$0.00	\$0.00	\$0.00	\$0.00	\$0.00
43												
44	710	Child Nutrition Program	0.00	0.00								
45	720	Community Services Program	0.00	0.00								
46	730	Enterprise Operations	0.00	0.00								
47	740	Student Activity Program	0.00	0.00								
48												
49	700	TOTAL NON-INSTRUCTION	\$0.00	\$0.00	\$0.00	\$0.00	\$0.00	\$0.00	\$0.00	\$0.00	\$0.00	\$0.00
50												
51	810	Capital Assets - Student Occupied	0.00	0.00								
52	811	Capital Assets - NonStudent Occupied	0.00	0.00								
53												
54	800	TOTAL CAPITAL ASSET PROGRAMS	\$0.00	\$0.00	\$0.00	\$0.00	\$0.00	\$0.00	\$0.00	\$0.00	\$0.00	\$0.00
55												
56	911	Debt Services Program - Principal	0.00	0.00								
57	912	Debt Services Program - Interest	0.00	0.00								
58	913	Debt Services Program - Refunded Debt	0.00	0.00								
59	920	Transfers Out	0.00	0.00								
60												
61	900	TOTAL OTHER SERVICES	\$0.00	\$0.00	\$0.00	\$0.00	\$0.00	\$0.00	\$0.00	\$0.00	\$0.00	\$0.00
62												
63												
64		TOTAL EXPENDITURES (Lines 14+41+48+53+60)	\$177,608.00	\$381,094.00	\$64,733.00	\$12,623.00	\$53,000.00	\$20,123.00	\$230,615.00	\$0.00	\$0.00	\$0.00
65												
66												
67												
68												
69		TOTAL APPROPRIATION (Line 63 + line 66)	\$177,608.00	\$381,094.00								
70												
71												
72												
73		BUDGET SUMMARY										
74												
75		Beginning Fund Balance	185,310.00	215,096.00								
76		Revenues + Transfers In	207,394.00	165,998.00								
77		TOTAL REVENUE (lines 74 + 75)	392,704.00	381,094.00								
78												
79		Total Appropriation	177,608.00	381,094.00								
80		Unappropriated Balance	215,096.00									
81		TOTAL APPROPRIATION (lines 78 + 79)	\$392,704.00	\$381,094.00								

BUDGET SUMMARY:

The total on line 77 must equal the total on line 81.

NOTE: Round each entry to the nearest dollar amount.

Line	Code	Functions/Programs	Prior Year Budget	Proposed Budget	100 Salaries	200 Benefits	300 Purchased Services	400 Supplies Materials	500 Capital Objects	600 Debt Retirement	700 Insurance-Judgment	800 Transfers
1	512	Elementary School Program		\$0.00								
2	515	Secondary School Program	26,265.00	\$197,949.00			21,000.00		176,949.00			
3	517	Alternative School Program		\$0.00								
4	519	Vocational-Technical Program		\$0.00								
5	521	Special Education Program		\$0.00								
6	522	Special Education Preschool Program		\$0.00								
7	524	Gifted & Talented Program		\$0.00								
8	531	Interscholastic Program		\$0.00								
9	532	School Activity Program		\$0.00								
10	541	Summer School Program		\$0.00								
11	542	Adult School Program		\$0.00								
12	546	Detention Center Program		\$0.00								
13												
14	500	TOTAL INSTRUCTION	\$26,265.00	\$197,949.00	\$0.00	\$0.00	\$21,000.00	\$0.00	\$176,949.00	\$0.00	\$0.00	\$0.00
15												
16	611	Attendance-Guidance-Health Program		\$0.00								
17	616	Special Education Support Services Prog		\$0.00								
18												
19	621	Instruction Improvement Program		\$0.00								
20	622	Educational Media Program		\$0.00								
21	623	Instruction-Related Technology Program		\$0.00								
22	624	Books and Periodicals		\$0.00								
23	631	Board of Education Program		\$0.00								
24	632	District Administration Program		\$0.00								
25												
26	641	School Administration Program		\$0.00								
27												
28	651	Business Operation Program		\$0.00								
29	655	Central Service Program		\$0.00								
30	656	Administrative Technology Services Prog		\$0.00								
31	661	Buildings-Care Program (Custodial)		\$0.00								
32	663	Maintenance - Non Student Occupied		\$0.00								
33	664	Maintenance - Student Occupied Bldgs		\$0.00								
34	665	Maintenance - Grounds		\$0.00								
35	667	Security Program		\$0.00								
36												
37	681	Pupil - To School Trans. Program		\$0.00								
38	682	Pupil - Activity Trans. Program		\$0.00								
39	683	General Transportation Program		\$0.00								
			0.00	0.00	0.00	0.00	0.00	0.00	0.00	0.00	0.00	0.00
Subtotal (carried over to page b)			0.00	0.00	0.00	0.00	0.00	0.00	0.00	0.00	0.00	0.00

**BUDGET
EXPENDITURES**
July 1, 2023 - June 30, 2024

NOTE: Round each entry to the nearest dollar amount.

Line	Code	Functions/Programs	Prior Year Budget	Proposed Budget	100 Salaries	200 Benefits	300 Purchased Services	400 Supplies Materials	500 Capital Objects	600 Debt Retirement	700 Insurance-Judgment	800 Transfers
40	691	Other Support Services Program		\$0.00								
41												
42	600	TOTAL SUPPORT SERVICES	\$0.00	\$0.00	\$0.00	\$0.00	\$0.00	\$0.00	\$0.00	\$0.00	\$0.00	\$0.00
43												
44	710	Child Nutrition Program		0.00								
45	720	Community Services Program		0.00								
46	730	Enterprise Operations		0.00								
47	740	Student Activity Program		0.00								
48												
49	700	TOTAL NON-INSTRUCTION	\$0.00	\$0.00	\$0.00	\$0.00	\$0.00	\$0.00	\$0.00	\$0.00	\$0.00	\$0.00
50												
51	810	Capital Assets - Student Occupied		0.00								
52	811	Capital Assets - NonStudent Occupied		0.00								
53												
54	800	TOTAL CAPITAL ASSET PROGRAMS	\$0.00	\$0.00	\$0.00	\$0.00	\$0.00	\$0.00	\$0.00	\$0.00	\$0.00	\$0.00
55												
56	911	Debt Services Program - Principal		0.00								
57	912	Debt Services Program - Interest		0.00								
58	913	Debt Services Program - Refunded Debt		0.00								
59	920	Transfers Out		0.00								
60												
61	900	TOTAL OTHER SERVICES	\$0.00	\$0.00	\$0.00	\$0.00	\$0.00	\$0.00	\$0.00	\$0.00	\$0.00	\$0.00
62												
63		TOTAL EXPENDITURES										
64		(Lines 14+41+48+53+60)	\$26,265.00	\$197,949.00	\$0.00	\$0.00	\$21,000.00	\$0.00	\$176,949.00	\$0.00	\$0.00	\$0.00
65												
66												
67												
68		TOTAL APPROPRIATION	\$26,265.00	\$197,949.00								
69		(Line 63 + line 66)										
70												
71												
72												
73		BUDGET SUMMARY										
74												
75		Beginning Fund Balance	125,063.00	144,837.00								
76		Revenues + Transfers In	46,040.00	53,112.00								
77		TOTAL REVENUE (lines 74 + 75)	171,103.00	197,949.00								
78												
79		Total Appropriation	26,265.00	197,949.00								
80		Unappropriated Balance	144,837.00									
81		TOTAL APPROPRIATION (lines 78 + 79)	\$171,102.00	\$197,949.00								

BUDGET SUMMARY:

The total on line 77 must equal the total on line 81.

NOTE: Round each entry to the nearest dollar amount.

Line	Code	Functions/Programs	Prior Year Budget	Proposed Budget	100 Salaries	200 Benefits	300 Purchased Services	400 Supplies Materials	500 Capital Objects	600 Debt Retirement	700 Insurance-Judgment	800 Transfers
1	512	Elementary School Program		\$0.00								
2	515	Secondary School Program		\$0.00								
3	517	Alternative School Program		\$0.00								
4	519	Vocational-Technical Program		\$0.00								
5	521	Special Education Program		\$0.00								
6	522	Special Education Preschool Program		\$0.00								
7	524	Gifted & Talented Program		\$0.00								
8	531	Interscholastic Program		\$0.00								
9	532	School Activity Program		\$0.00								
10	541	Summer School Program		\$0.00								
11	542	Adult School Program		\$0.00								
12	546	Detention Center Program		\$0.00								
13												
14	500	TOTAL INSTRUCTION	\$0.00	\$0.00	\$0.00	\$0.00	\$0.00	\$0.00	\$0.00	\$0.00	\$0.00	\$0.00
15												
16	611	Attendance-Guidance-Health Program	4,068.00	\$4,088.00			4,088.00					
17	616	Special Education Support Services Prog		\$0.00								
18												
19	621	Instruction Improvement Program		\$0.00								
20	622	Educational Media Program		\$0.00								
21	623	Instruction-Related Technology Program		\$0.00								
22	624	Books and Periodicals		\$0.00								
23	631	Board of Education Program		\$0.00								
24	632	District Administration Program		\$0.00								
25												
26	641	School Administration Program		\$0.00								
27												
28	651	Business Operation Program		\$0.00								
29	655	Central Service Program		\$0.00								
30	656	Administrative Technology Services Prog		\$0.00								
31	661	Buildings-Care Program (Custodial)		\$0.00								
32	663	Maintenance - Non Student Occupied		\$0.00								
33	664	Maintenance - Student Occupied Bldgs		\$0.00								
34	665	Maintenance - Grounds		\$0.00								
35	667	Security Program		\$0.00								
36												
37	681	Pupil - To School Trans. Program		\$0.00								
38	682	Pupil - Activity Trans. Program		\$0.00								
39	683	General Transportation Program		\$0.00								
Subtotal (carried over to page b)			4,068.00	4,088.00	0.00	0.00	4,088.00	0.00	0.00	0.00	0.00	0.00

BUDGET EXPENDITURES
 July 1, 2023 - June 30, 2024

S.D.E.

NOTE: Round each entry to the nearest dollar amount.

Line	Code	Functions/Programs Other Support Services Program	Prior Year Budget	Proposed Budget	100 Salaries	200 Benefits	300 Purchased Services	400 Supplies Materials	500 Capital Objects	600 Debt Retirement	700 Insurance- Judgment	800 Transfers
40	691	Other Support Services Program		\$0.00								
41												
42	600	TOTAL SUPPORT SERVICES	\$4,068.00	\$4,088.00	\$0.00	\$0.00	\$4,088.00	\$0.00	\$0.00	\$0.00	\$0.00	\$0.00
43												
44	710	Child Nutrition Program		0.00								
45	720	Community Services Program		0.00								
46	730	Enterprise Operations		0.00								
47	740	Student Activity Program		0.00								
48												
49	700	TOTAL NON-INSTRUCTION	\$0.00	\$0.00	\$0.00	\$0.00	\$0.00	\$0.00	\$0.00	\$0.00	\$0.00	\$0.00
50												
51	810	Capital Assets - Student Occupied		0.00								
52	811	Capital Assets - NonStudent Occupied		0.00								
53												
54	800	TOTAL CAPITAL ASSET PROGRAMS	\$0.00	\$0.00	\$0.00	\$0.00	\$0.00	\$0.00	\$0.00	\$0.00	\$0.00	\$0.00
55												
56	911	Debt Services Program - Principal		0.00								
57	912	Debt Services Program - Interest		0.00								
58	913	Debt Services Program - Refunded Debt		0.00								
59	920	Transfers Out		0.00								
60												
61	900	TOTAL OTHER SERVICES	\$0.00	\$0.00	\$0.00	\$0.00	\$0.00	\$0.00	\$0.00	\$0.00	\$0.00	\$0.00
62												
63		TOTAL EXPENDITURES										
64		(Lines 14+41+48+53+60)	\$4,068.00	\$4,088.00	\$0.00	\$0.00	\$4,088.00	\$0.00	\$0.00	\$0.00	\$0.00	\$0.00
65												
66												
67												
68												
69		TOTAL APPROPRIATION	\$4,068.00	\$4,088.00	\$0.00	\$0.00	\$4,088.00	\$0.00	\$0.00	\$0.00	\$0.00	\$0.00
70		(Line 63 + line 66)										
71												
72												
73		BUDGET SUMMARY										
74												
75		Beginning Fund Balance		0.00								
76		Revenues + Transfers In	4,068.00	4,088.00								
77		TOTAL REVENUE (lines 74 + 75)	4,068.00	4,088.00								
78												
79		Total Appropriation	4,068.00	4,088.00								
80		Unappropriated Balance										
81		TOTAL APPROPRIATION (lines 78 + 79)	\$4,068.00	\$4,088.00								

BUDGET SUMMARY:

The total on line 77 must equal the total on line 81.

BUDGET EXPENDITURES
 July 1, 2023 - June 30, 2024
 SPECIAL STATE 240 THROUGH 249

FUND NAME:
 FUND NO:

NOTE: Round each entry to the nearest dollar amount.

Line	Code	Functions/Programs	Prior Year Budget	Proposed Budget	100 Salaries	200 Benefits	300 Purchased Services	400 Supplies Materials	500 Capital Objects	600 Debt Retirement	700 Insurance-Judgment	800 Transfers
1	512	Elementary School Program		\$0.00								
2	515	Secondary School Program		\$0.00								
3	517	Alternative School Program		\$0.00								
4	519	Vocational-Technical Program		\$0.00								
5	521	Special Education Program		\$0.00								
6	522	Special Education Preschool Program		\$0.00								
7	524	Gifted & Talented Program		\$0.00								
8	531	Interscholastic Program		\$0.00								
9	532	School Activity Program		\$0.00								
10	541	Summer School Program		\$0.00								
11	542	Adult School Program		\$0.00								
12	546	Detention Center Program		\$0.00								
13												
14	500	TOTAL INSTRUCTION	\$0.00	\$0.00	\$0.00	\$0.00	\$0.00	\$0.00	\$0.00	\$0.00	\$0.00	\$0.00
15												
16	611	Attendance-Guidance-Health Program		\$0.00								
17	616	Special Education Support Services Prog		\$0.00								
18												
19	621	Instruction Improvement Program		\$0.00								
20	622	Educational Media Program		\$0.00								
21	623	Instruction-Related Technology Program		\$0.00								
22	624	Books and Periodicals		\$0.00								
23	631	Board of Education Program		\$0.00								
24	632	District Administration Program		\$0.00								
25												
26	641	School Administration Program		\$0.00								
27												
28	651	Business Operation Program		\$0.00								
29	655	Central Service Program		\$0.00								
30	656	Administrative Technology Services Prog		\$0.00								
31	661	Buildings-Care Program (Custodial)		\$0.00								
32	663	Maintenance - Non Student Occupied		\$0.00								
33	664	Maintenance - Student Occupied Bldgs		\$0.00								
34	665	Maintenance - Grounds		\$0.00								
35	667	Security Program		\$0.00								
36												
37	681	Pupil - To School Trans. Program		\$0.00								
38	682	Pupil - Activity Trans. Program		\$0.00								
39	683	General Transportation Program		\$0.00								

Subtotal (carried over to page b) 0.00 0.00 0.00 0.00 0.00 0.00 0.00 0.00 0.00 0.00 0.00 0.00

BUDGET EXPENDITURES
July 1, 2023 - June 30, 2024

SPECIAL STATE
240 THROUGH 249

FUND NAME:
FUND NO:

S.D.E.

Line	Code	Functions/Programs	Prior Year Budget	Proposed Budget	100 Salaries	200 Benefits	300 Purchased Services	400 Supplies Materials	500 Capital Objects	600 Debt Retirement	700 Insurance-Judgment	800 Transfers
40	691	Other Support Services Program		\$0.00								
41												
42	600	TOTAL SUPPORT SERVICES	\$0.00	\$0.00	\$0.00	\$0.00	\$0.00	\$0.00	\$0.00	\$0.00	\$0.00	\$0.00
43												
44	710	Child Nutrition Program		0.00								
45	720	Community Services Program		0.00								
46	730	Enterprise Operations		0.00								
47	740	Student Activity Program		0.00								
48												
49	700	TOTAL NON-INSTRUCTION	\$0.00	\$0.00	\$0.00	\$0.00	\$0.00	\$0.00	\$0.00	\$0.00	\$0.00	\$0.00
50												
51	810	Capital Assets - Student Occupied		0.00								
52	811	Capital Assets - NonStudent Occupied		0.00								
53												
54	800	TOTAL CAPITAL ASSET PROGRAMS	\$0.00	\$0.00	\$0.00	\$0.00	\$0.00	\$0.00	\$0.00	\$0.00	\$0.00	\$0.00
55												
56	911	Debt Services Program - Principal		0.00								
57	912	Debt Services Program - Interest		0.00								
58	913	Debt Services Program - Refunded Debt		0.00								
59	920	Transfers Out		0.00								
60												
61	900	TOTAL OTHER SERVICES	\$0.00	\$0.00	\$0.00	\$0.00	\$0.00	\$0.00	\$0.00	\$0.00	\$0.00	\$0.00
62												
63		TOTAL EXPENDITURES										
64		(Lines 14+41+48+53+60)	\$0.00	\$0.00	\$0.00	\$0.00	\$0.00	\$0.00	\$0.00	\$0.00	\$0.00	\$0.00
65												
66												
67												
68		TOTAL APPROPRIATION	\$0.00	\$0.00	\$0.00	\$0.00	\$0.00	\$0.00	\$0.00	\$0.00	\$0.00	\$0.00
69		(Line 63 + line 66)										
70												
71												
72												
73		BUDGET SUMMARY										
74		Beginning Fund Balance										
75		Revenues + Transfers In										
76		TOTAL REVENUE (lines 74 + 75)	0.00	0.00								
77												
78		Total Appropriation	0.00	0.00								
79		Unappropriated Balance										
80		TOTAL APPROPRIATION (lines 78 + 79)	\$0.00	\$0.00								
81												

BUDGET SUMMARY:
The total on line 77 must equal the total on line 81.

Line	Code	Functions/Programs	Prior Year		Proposed		100	200	300	400	500	600	700	800
			Budget	Budget	Budget	Budget								
1	512	Elementary School Program		\$0.00	\$0.00	\$0.00	\$0.00	\$0.00	\$0.00	\$0.00	\$0.00	\$0.00	\$0.00	\$0.00
2	515	Secondary School Program		\$0.00	\$0.00	\$0.00	\$0.00	\$0.00	\$0.00	\$0.00	\$0.00	\$0.00	\$0.00	\$0.00
3	517	Alternative School Program		\$0.00	\$0.00	\$0.00	\$0.00	\$0.00	\$0.00	\$0.00	\$0.00	\$0.00	\$0.00	\$0.00
4	519	Vocational-Technical Program		\$0.00	\$0.00	\$0.00	\$0.00	\$0.00	\$0.00	\$0.00	\$0.00	\$0.00	\$0.00	\$0.00
5	521	Special Education Program		\$0.00	\$0.00	\$0.00	\$0.00	\$0.00	\$0.00	\$0.00	\$0.00	\$0.00	\$0.00	\$0.00
6	522	Special Education Preschool Program		\$0.00	\$0.00	\$0.00	\$0.00	\$0.00	\$0.00	\$0.00	\$0.00	\$0.00	\$0.00	\$0.00
7	524	Gifted & Talented Program		\$0.00	\$0.00	\$0.00	\$0.00	\$0.00	\$0.00	\$0.00	\$0.00	\$0.00	\$0.00	\$0.00
8	531	Interscholastic Program		\$0.00	\$0.00	\$0.00	\$0.00	\$0.00	\$0.00	\$0.00	\$0.00	\$0.00	\$0.00	\$0.00
9	532	School Activity Program		\$0.00	\$0.00	\$0.00	\$0.00	\$0.00	\$0.00	\$0.00	\$0.00	\$0.00	\$0.00	\$0.00
10	541	Summer School Program		\$0.00	\$0.00	\$0.00	\$0.00	\$0.00	\$0.00	\$0.00	\$0.00	\$0.00	\$0.00	\$0.00
11	542	Adult School Program		\$0.00	\$0.00	\$0.00	\$0.00	\$0.00	\$0.00	\$0.00	\$0.00	\$0.00	\$0.00	\$0.00
12	546	Detention Center Program		\$0.00	\$0.00	\$0.00	\$0.00	\$0.00	\$0.00	\$0.00	\$0.00	\$0.00	\$0.00	\$0.00
13														
14	500	TOTAL INSTRUCTION		\$0.00	\$0.00	\$0.00	\$0.00	\$0.00	\$0.00	\$0.00	\$0.00	\$0.00	\$0.00	\$0.00
15														
16	611	Attendance-Guidance-Health Program		\$0.00	\$0.00	\$0.00	\$0.00	\$0.00	\$0.00	\$0.00	\$0.00	\$0.00	\$0.00	\$0.00
17	616	Special Education Support Services Prog		\$0.00	\$0.00	\$0.00	\$0.00	\$0.00	\$0.00	\$0.00	\$0.00	\$0.00	\$0.00	\$0.00
18														
19	621	Instruction Improvement Program		\$0.00	\$0.00	\$0.00	\$0.00	\$0.00	\$0.00	\$0.00	\$0.00	\$0.00	\$0.00	\$0.00
20	622	Educational Media Program		\$0.00	\$0.00	\$0.00	\$0.00	\$0.00	\$0.00	\$0.00	\$0.00	\$0.00	\$0.00	\$0.00
21	623	Instruction-Related Technology Program		\$0.00	\$0.00	\$0.00	\$0.00	\$0.00	\$0.00	\$0.00	\$0.00	\$0.00	\$0.00	\$0.00
22	624	Books and Periodicals		\$0.00	\$0.00	\$0.00	\$0.00	\$0.00	\$0.00	\$0.00	\$0.00	\$0.00	\$0.00	\$0.00
23	631	Board of Education Program		\$0.00	\$0.00	\$0.00	\$0.00	\$0.00	\$0.00	\$0.00	\$0.00	\$0.00	\$0.00	\$0.00
24	632	District Administration Program		\$0.00	\$0.00	\$0.00	\$0.00	\$0.00	\$0.00	\$0.00	\$0.00	\$0.00	\$0.00	\$0.00
25														
26	641	School Administration Program		\$0.00	\$0.00	\$0.00	\$0.00	\$0.00	\$0.00	\$0.00	\$0.00	\$0.00	\$0.00	\$0.00
27														
28	651	Business Operation Program		\$0.00	\$0.00	\$0.00	\$0.00	\$0.00	\$0.00	\$0.00	\$0.00	\$0.00	\$0.00	\$0.00
29	655	Central Service Program		\$0.00	\$0.00	\$0.00	\$0.00	\$0.00	\$0.00	\$0.00	\$0.00	\$0.00	\$0.00	\$0.00
30	656	Administrative Technology Services Prog		\$0.00	\$0.00	\$0.00	\$0.00	\$0.00	\$0.00	\$0.00	\$0.00	\$0.00	\$0.00	\$0.00
31	661	Buildings-Care Program (Custodial)		\$0.00	\$0.00	\$0.00	\$0.00	\$0.00	\$0.00	\$0.00	\$0.00	\$0.00	\$0.00	\$0.00
32	663	Maintenance - Non Student Occupied		\$0.00	\$0.00	\$0.00	\$0.00	\$0.00	\$0.00	\$0.00	\$0.00	\$0.00	\$0.00	\$0.00
33	664	Maintenance - Student Occupied Bldgs		\$0.00	\$0.00	\$0.00	\$0.00	\$0.00	\$0.00	\$0.00	\$0.00	\$0.00	\$0.00	\$0.00
34	665	Maintenance - Grounds		\$0.00	\$0.00	\$0.00	\$0.00	\$0.00	\$0.00	\$0.00	\$0.00	\$0.00	\$0.00	\$0.00
35	667	Security Program		\$0.00	\$0.00	\$0.00	\$0.00	\$0.00	\$0.00	\$0.00	\$0.00	\$0.00	\$0.00	\$0.00
36														
37	681	Pupil - To School Trans. Program		\$0.00	\$0.00	\$0.00	\$0.00	\$0.00	\$0.00	\$0.00	\$0.00	\$0.00	\$0.00	\$0.00
38	682	Pupil - Activity Trans. Program		\$0.00	\$0.00	\$0.00	\$0.00	\$0.00	\$0.00	\$0.00	\$0.00	\$0.00	\$0.00	\$0.00
39	683	General Transportation Program		\$0.00	\$0.00	\$0.00	\$0.00	\$0.00	\$0.00	\$0.00	\$0.00	\$0.00	\$0.00	\$0.00
Subtotal (carried over to page b)				0.00	0.00	0.00	0.00	0.00	0.00	0.00	0.00	0.00	0.00	0.00

BUDGET EXPENDITURES
 July 1, 2023 - June 30, 2024

S.D.E.
 NOTE: Round each entry to the nearest dollar amount.

Line	Code	Functions/Programs	Prior Year Budget	Proposed Budget	100 Salaries	200 Benefits	300 Purchased Services	400 Supplies Materials	500 Capital Objects	600 Debt Retirement	700 Insurance-Judgment	800 Transfers
40	691	Other Support Services Program		\$0.00								
41												
42	600	TOTAL SUPPORT SERVICES	\$0.00	\$0.00	\$0.00	\$0.00	\$0.00	\$0.00	\$0.00	\$0.00	\$0.00	\$0.00
43												
44	710	Child Nutrition Program		0.00								
45	720	Community Services Program		0.00								
46	730	Enterprise Operations		0.00								
47	740	Student Activity Program		0.00								
48												
49	700	TOTAL NON-INSTRUCTION	\$0.00	\$0.00	\$0.00	\$0.00	\$0.00	\$0.00	\$0.00	\$0.00	\$0.00	\$0.00
50												
51	810	Capital Assets - Student Occupied		0.00								
52	811	Capital Assets - NonStudent Occupied		0.00								
53												
54	800	TOTAL CAPITAL ASSET PROGRAMS	\$0.00	\$0.00	\$0.00	\$0.00	\$0.00	\$0.00	\$0.00	\$0.00	\$0.00	\$0.00
55												
56	911	Debt Services Program - Principal		0.00								
57	912	Debt Services Program - Interest		0.00								
58	913	Debt Services Program - Refunded Debt		0.00								
59	920	Transfers Out		0.00								
60												
61	900	TOTAL OTHER SERVICES	\$0.00	\$0.00	\$0.00	\$0.00	\$0.00	\$0.00	\$0.00	\$0.00	\$0.00	\$0.00
62												
63												
64		TOTAL EXPENDITURES (Lines 14+41+48+53+60)	\$0.00	\$0.00	\$0.00	\$0.00	\$0.00	\$0.00	\$0.00	\$0.00	\$0.00	\$0.00
65												
66												
67												
68												
69		TOTAL APPROPRIATION (Line 63 + line 66)	\$0.00	\$0.00	\$0.00	\$0.00	\$0.00	\$0.00	\$0.00	\$0.00	\$0.00	\$0.00
70												
71												
72												
73		BUDGET SUMMARY										
74												
75		Beginning Fund Balance										
76		Revenues + Transfers In										
77		TOTAL REVENUE (lines 74 + 75)	0.00	0.00								
78		Total Appropriation	0.00	0.00								
79		Unappropriated Balance										
80		TOTAL APPROPRIATION (lines 78 + 79)	\$0.00	\$0.00								
81												

BUDGET SUMMARY:
 The total on line 77 must equal the total on line 81.

EXPENDITURES
July 1, 2023 - June 30, 2024

ESSER II, CRRSA Act
FUND NO: 254

NOTE: Round each entry to the nearest dollar amount.

EXPENDITURES		Prior Year	Proposed	100	200	300	400	500	600	700	800
Line	Code	Budget	Budget	Salaries	Benefits	Purchased Services	Supplies Materials	Capital Objects	Debt Retirement	Insurance-Judgment	Transfers
1	512		\$0.00								
2	515		\$0.00								
3	517		\$0.00								
4	519		\$0.00								
5	521		\$0.00								
6	522		\$0.00								
7	524		\$0.00								
8	531		\$0.00								
9	532		\$0.00								
10	541		\$0.00								
11	542		\$0.00								
12	546		\$0.00								
13											
14	500	\$0.00	\$0.00	\$0.00	\$0.00	\$0.00	\$0.00	\$0.00	\$0.00	\$0.00	\$0.00
15											
16	611		\$0.00								
17	616		\$0.00								
18											
19	621		\$0.00								
20	622		\$0.00								
21	623		\$0.00								
22	624		\$0.00								
23	631		\$0.00								
24	632		\$0.00								
25											
26	641		\$0.00								
27											
28	651		\$0.00								
29	655		\$0.00								
30	656		\$0.00								
31	661		\$0.00								
32	663		\$0.00								
33	664		\$0.00								
34	665		\$0.00								
35	667		\$0.00								
36											
37	681		\$0.00								
38	682		\$0.00								
39	683		\$0.00								

Subtotal (carried over to page b) 0.00 0.00 0.00 0.00 0.00 0.00 0.00 0.00 0.00 0.00 0.00 0.00

BUDGET EXPENDITURES
 July 1, 2023 - June 30, 2024

S.D.E.

NOTE: Round each entry to the nearest dollar amount.

Line	Code	Functions/Programs	Prior Year Budget	Proposed Budget	100 Salaries	200 Benefits	300 Purchased Services	400 Supplies Materials	500 Capital Objects	600 Debt Retirement	700 Insurance-Judgment	800 Transfers
40	691	Other Support Services Program		\$0.00								
41												
42	600	TOTAL SUPPORT SERVICES	\$0.00	\$0.00	\$0.00	\$0.00	\$0.00	\$0.00	\$0.00	\$0.00	\$0.00	\$0.00
43												
44	710	Child Nutrition Program		0.00								
45	720	Community Services Program		0.00								
46	730	Enterprise Operations		0.00								
47	740	Student Activity Program		0.00								
48												
49	700	TOTAL NON-INSTRUCTION	\$0.00	\$0.00	\$0.00	\$0.00	\$0.00	\$0.00	\$0.00	\$0.00	\$0.00	\$0.00
50												
51	810	Capital Assets - Student Occupied		0.00								
52	811	Capital Assets - NonStudent Occupied		0.00								
53												
54	800	TOTAL CAPITAL ASSET PROGRAMS	\$0.00	\$0.00	\$0.00	\$0.00	\$0.00	\$0.00	\$0.00	\$0.00	\$0.00	\$0.00
55												
56	911	Debt Services Program - Principal		0.00								
57	912	Debt Services Program - Interest		0.00								
58	913	Debt Services Program - Refunded Debt		0.00								
59	920	Transfers Out		0.00								
60												
61	900	TOTAL OTHER SERVICES	\$0.00	\$0.00	\$0.00	\$0.00	\$0.00	\$0.00	\$0.00	\$0.00	\$0.00	\$0.00
62												
63												
64		TOTAL EXPENDITURES (Lines 14+41+48+53+60)	\$0.00	\$0.00	\$0.00	\$0.00	\$0.00	\$0.00	\$0.00	\$0.00	\$0.00	\$0.00
65												
66												
67												
68												
69		TOTAL APPROPRIATION (Line 63 + line 66)	\$0.00	\$0.00	\$0.00	\$0.00	\$0.00	\$0.00	\$0.00	\$0.00	\$0.00	\$0.00
70												
71												
72												
73		BUDGET SUMMARY										
74												
75		Beginning Fund Balance										
76		Revenues + Transfers In										
77		TOTAL REVENUE (lines 74 + 75)	0.00	0.00								
78		Total Appropriation	0.00	0.00								
79		Unappropriated Balance										
80												
81		TOTAL APPROPRIATION (lines 78 + 79)	\$0.00	\$0.00	\$0.00	\$0.00	\$0.00	\$0.00	\$0.00	\$0.00	\$0.00	\$0.00

BUDGET SUMMARY:

The total on line 77 must equal the total on line 81.

BUDGET EXPENDITURES
 July 1, 2023 - June 30, 2024
 SPECIAL FEDERAL 271 THROUGH 289

FUND NAME:
 FUND NO:

NOTE: Round each entry to the nearest dollar amount.

Line	Code	Functions/Programs	Prior Year Budget	Proposed Budget	100 Salaries	200 Benefits	300 Purchased Services	400 Supplies Materials	500 Capital Objects	600 Debt Retirement	700 Insurance-Judgment	800 Transfers
1	512	Elementary School Program		\$0.00								
2	515	Secondary School Program		\$0.00								
3	517	Alternative School Program		\$0.00								
4	519	Vocational-Technical Program		\$0.00								
5	521	Special Education Program		\$0.00								
6	522	Special Education Preschool Program		\$0.00								
7	524	Gifted & Talented Program		\$0.00								
8	531	Interscholastic Program		\$0.00								
9	532	School Activity Program		\$0.00								
10	541	Summer School Program		\$0.00								
11	542	Adult School Program		\$0.00								
12	546	Detention Center Program		\$0.00								
13												
14	500	TOTAL INSTRUCTION	\$0.00	\$0.00	\$0.00	\$0.00	\$0.00	\$0.00	\$0.00	\$0.00	\$0.00	\$0.00
15												
16	611	Attendance-Guidance-Health Program		\$0.00								
17	616	Special Education Support Services Prog		\$0.00								
18												
19	621	Instruction Improvement Program		\$0.00								
20	622	Educational Media Program		\$0.00								
21	623	Instruction-Related Technology Program		\$0.00								
22	624	Books and Periodicals		\$0.00								
23	631	Board of Education Program		\$0.00								
24	632	District Administration Program		\$0.00								
25												
26	641	School Administration Program		\$0.00								
27												
28	651	Business Operation Program		\$0.00								
29	655	Central Service Program		\$0.00								
30	656	Administrative Technology Services Prog		\$0.00								
31	661	Buildings-Care Program (Custodial)		\$0.00								
32	663	Maintenance - Non Student Occupied		\$0.00								
33	664	Maintenance - Student Occupied Bldgs		\$0.00								
34	665	Maintenance - Grounds		\$0.00								
35	667	Security Program		\$0.00								
36												
37	681	Pupil - To School Trans. Program		\$0.00								
38	682	Pupil - Activity Trans. Program		\$0.00								
39	683	General Transportation Program		\$0.00								

Subtotal (carried over to page b) 0.00 0.00 0.00 0.00 0.00 0.00 0.00 0.00 0.00 0.00 0.00 0.00 0.00

BUDGET EXPENDITURES
 July 1, 2023 - June 30, 2024

SPECIAL FEDERAL
 271 THROUGH 289

FUND NAME:
 FUND NO:

S.D.E.

Line	Code	Functions/Programs	Prior Year Budget	Proposed Budget	100 Salaries	200 Benefits	300 Purchased Services	400 Supplies Materials	500 Capital Objects	600 Debt Retirement	700 Insurance-Judgment	800 Transfers
40	691	Other Support Services Program	\$0.00	\$0.00								
41												
42	600	TOTAL SUPPORT SERVICES	\$0.00	\$0.00	\$0.00	\$0.00	\$0.00	\$0.00	\$0.00	\$0.00	\$0.00	\$0.00
43												
44	710	Child Nutrition Program	0.00	0.00								
45	720	Community Services Program	0.00	0.00								
46	730	Enterprise Operations	0.00	0.00								
47	740	Student Activity Program	0.00	0.00								
48												
49	700	TOTAL NON-INSTRUCTION	\$0.00	\$0.00	\$0.00	\$0.00	\$0.00	\$0.00	\$0.00	\$0.00	\$0.00	\$0.00
50												
51	810	Capital Assets - Student Occupied	0.00	0.00								
52	811	Capital Assets - NonStudent Occupied	0.00	0.00								
53												
54	800	TOTAL CAPITAL ASSET PROGRAMS	\$0.00	\$0.00	\$0.00	\$0.00	\$0.00	\$0.00	\$0.00	\$0.00	\$0.00	\$0.00
55												
56	911	Debt Services Program - Principal	0.00	0.00								
57	912	Debt Services Program - Interest	0.00	0.00								
58	913	Debt Services Program - Refunded Debt	0.00	0.00								
59	920	Transfers Out	0.00	0.00								
60												
61	900	TOTAL OTHER SERVICES	\$0.00	\$0.00	\$0.00	\$0.00	\$0.00	\$0.00	\$0.00	\$0.00	\$0.00	\$0.00
62												
63		TOTAL EXPENDITURES										
64		(Lines 14+41+48+53+60)	\$0.00	\$0.00	\$0.00	\$0.00	\$0.00	\$0.00	\$0.00	\$0.00	\$0.00	\$0.00
65												
66												
67												
68												
69		TOTAL APPROPRIATION	\$0.00	\$0.00	\$0.00	\$0.00	\$0.00	\$0.00	\$0.00	\$0.00	\$0.00	\$0.00
70		(Line 63 + line 66)										
71												
72												
73		BUDGET SUMMARY										
74												
75		Beginning Fund Balance										
76		Revenues + Transfers In										
77		TOTAL REVENUE (lines 74 + 75)	0.00	0.00								
78												
79		Total Appropriation	0.00	0.00								
80		Unappropriated Balance										
81		TOTAL APPROPRIATION (lines 78 + 79)	\$0.00	\$0.00	\$0.00	\$0.00	\$0.00	\$0.00	\$0.00	\$0.00	\$0.00	\$0.00

BUDGET SUMMARY:
 The total on line 77 must equal the total on line 81.

SUMMARY STATEMENT 2023 - 2024 SCHOOL BUDGET

ALL FUNDS

School District Meridian Medical Arts Charter High School 0785

	GENERAL M & O FUND					ALL OTHER FUNDS						
	Prior Year Actual 2020-2021	Prior Year Actual 2021-2022	Prior Year Actual/Budget 2022-2023	Proposed Budget 2023-2024	Prior Year Actual 2020-2021	Prior Year Actual 2021-2022	Prior Year Actual/Budget 2022-2023	Proposed Budget 2023-2024	Prior Year Actual 2020-2021	Prior Year Actual 2021-2022	Prior Year Actual/Budget 2022-2023	Proposed Budget 2023-2024
REVENUES												
Beginning Balances	605,474.00	498,964.00	595,464.00	551,795.00	378,686.00	326,655.00	359,933.00					
Local Tax Revenue												
Other Local	3,062.00	3,558.00	37,510.00	10,000.00		121,801.00	123,000.00					
County Revenue												
State Revenue	2,005,849.00	2,139,899.00	2,111,179.00	2,380,561.00	209,032.00	257,503.00	224,198.00					
Federal Revenue	60,261.00	6,435.00			87,056.00	56,497.00						
Other Sources	519.00				31,886.00							
Totals	\$2,675,165.00	\$2,648,856.00	2,744,153.00	\$2,942,356.00	\$706,660.00	\$760,655.00	\$707,131.00					
EXPENDITURES												
Salaries	1,158,267.00	1,236,606.00	1,349,111.00	1,472,464.00	110,518.00	135,542.00	64,733.00					
Benefits	369,525.00	407,731.00	475,791.00	522,706.00	28,104.00	33,334.00	12,623.00					
Purchased Services	345,164.00	367,111.00	318,134.00	322,701.00	41,019.00	56,425.00	78,088.00					
Supplies & Materials	37,809.00	20,032.00	32,987.00	41,900.00	61,053.00	174,182.00	144,123.00					
Capital Outlay	256,190.00	12,801.00	6,482.00	425,555.00	115,444.00	75,577.00	407,564.00					
Debt Retirement												
Insurance & Judgments	9,246.00	9,111.00	9,853.00	10,000.00								
Transfers (net)												
Contingency Reserve												
Unappropriated Balances	498,964.00	595,464.00	551,795.00	0.00	350,522.00	326,655.00	0.00					
Totals	\$2,675,165.00	\$2,648,856.00	\$2,744,153.00	\$2,942,356.00	\$706,660.00	\$760,655.00	\$707,131.00					

A copy of the School District Budget is available for public inspection at the District's Administrative or Clerk's Office.

SUMMARY STATEMENT 2023 - 2024 SCHOOL BUDGET

ALL FUNDS

School District Number 0785
 School District Name: Meridian Medical Arts Charter High School

Budget Line	GENERAL M & O FUND #100			TOTAL FUNDS	
	REVENUES	Proposed Budget 2023-2024	Proposed Budget 2023-2024	Proposed Budget 2023-2024	Proposed Budget 2023-2024
#01	Beginning Balances	\$ 551,795.00	359,933.00	911,728.00	
#39	Local Revenue	10,000.00	123,000.00	133,000.00	
#41	County Revenue	-	-	-	
#55	State Revenue	2,380,561.00	224,198.00	2,604,759.00	
#68	Federal Revenue	-	-	-	
#72	Other Sources	-	-	-	
#76	Transfers*	-	-	-	
	Totals	\$ 2,942,356.00	\$ 707,131.00	\$ 3,649,487.00	

Budget Line	OBJ #	GENERAL M & O FUND #100			TOTAL FUNDS	
		EXPENDITURES	Proposed Budget 2023-2024	Proposed Budget 2023-2024	Proposed Budget 2023-2024	Proposed Budget 2023-2024
#63	100	Salaries	\$ 1,472,464.00	\$ 64,733.00	1,537,197.00	
#63	200	Benefits	522,706.00	12,623.00	535,329.00	
#63	300	Purchased Services	322,701.00	78,088.00	400,789.00	
#63	400	Supplies & Materials	41,900.00	144,123.00	186,023.00	
#63	500	Capital Outlay	425,585.00	407,564.00	833,149.00	
#63	600	Debt Retirement	-	-	-	
#63	700	Insurance & Judgments	10,000.00	-	10,000.00	
#63	800	Transfers*	-	-	-	
#66		Contingency Reserve**	147,000.00	-	147,000.00	
#79		Unappropriated Balances	-	-	-	
		Totals	\$ 2,942,356.00	\$ 707,131.00	\$ 3,649,487.00	

*All transfers-in and transfers-out should net to zero.

** Contingency Reserve can not exceed 5% of the General Fund

PLEASE RETURN THIS PAGE TO THE STATE DEPARTMENT OF EDUCATION